



KOO HOSPITAL

HOME
PAGE

NAVER
POST

NAVER
blog

A Global Leading Medical
Institute





KOO HOSPITAL

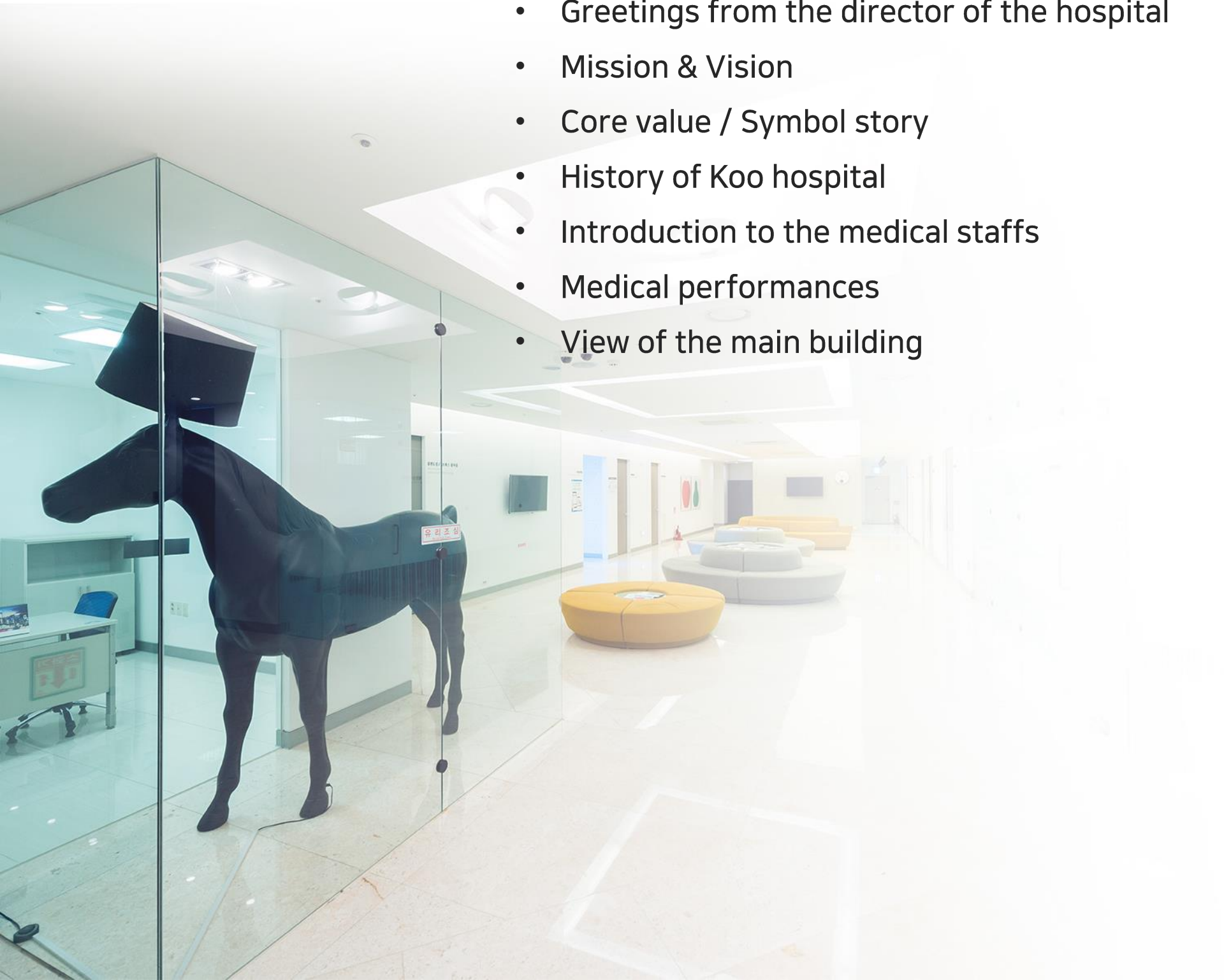
Order

- **About us**
- **Medical Departments**
- **Special center**
- **Comprehensive Medical Examination Center**
- **Patient & Visitor Information**



About us

- Greetings from the director of the hospital
- Mission & Vision
- Core value / Symbol story
- History of Koo hospital
- Introduction to the medical staffs
- Medical performances
- View of the main building



GREETINGS FROM THE DIRECTOR OF THE HOSPITAL

Hospital that approaches its clients, the patients, under the motto of "Home-like hospital and family-like medical staff" while operating the operating rooms for more than 20 years under the belief that only "prompt and definitive surgeries can save the lives of patients"

We always emphasize hospital that provides even better medical services, and kindness and friendliness to all in all aspects of hospital management and operation.

We are fortifying our status as a hospital specializing in colorectal diseases through issuance of hospital gazette and annual chronology in alignment with globalization and specialization, participation of our clinical doctors in overseas training and various academic symposiums (seminars), presentation of theses on the basis of more than 5,000 various surgical and clinical experiences every year, execution of medical cooperation with Samsung Seoul Medical Center and Gangnam St. Mary's Hospital in Seoul, and execution of cooperation relationship with Kyungpook National University Hospital and Yeungnam University Hospital, etc.

Now, Koo Hospital completed construction of Colorectal Center with 6 floors for outpatient examination, test and treatment in one location in 2013. As such, we will strive to become a leading hospital specializing in colorectal related areas by providing more comfortable and higher quality services to our patients.

Koo, Ja Il
Director of Koo
Hospital



MISSION & VISION

MISSION

Trusted and loved hospital through provision of best examination and treatments

*Koo Hospital **Mission***

Become the most trusted medical institution by maximally respecting all rights of patients, protect the safety of patients with foremost priority, and providing the most advanced medical services and love.

VISION

Global hospital that leads in specialization

*Koo Hospital **Vision***

Strive to become a global general hospital that leads specialized surgical (colorectal diseases) hospital for the forthcoming 100years on the basis of the proud history of having maintained the status of representative hospital in colorectal surgery over the last 28 years.



CORE VALUE



Realize emotional fulfillment of patients

Emotionally move patients through the best patient-centered medical services



Establish the most advanced medical services

Provide high quality medical services, and research and develop the latest medical technologies



Cultivate most competent personnel

Make assertive investment to cultivate competent personnel with self-pride and affection for the hospital



Guarantee happiness of staffs

Improve the level of satisfaction of staffs by means of mutual communication and harmony among staffs



Cooperate in social contributions

Establish the culture of cooperating and living together with sense of communal spirit

SYMBOL STORY

Image aspects

- Illustrate emotionally moving benevolent art of medicine by embodiment of the hands of cooperation and trust of Koo Hospital (medical and administrative staffs) and patients held together
- Completing pictogram that elevates level of attention drawn by embodying the shape of colon that indicates hospital specializing in colorectal areas

Color aspects ■ ■ ■

- Illustrate the responsibilities and efforts of Koo Hospital towards treatment of human diseases through harmony between green and blue
- Intended to provide peace of mind along with trust for medical practices to patients through soft colors and rounded design
- The psychological treatment and research results form the background in the overall design



HISTORY OF KOO HOSPITAL

25 years of footsteps of Koo Hospital

2016

- 12** Adoption and operation of MRI 3.0T of Siemens, Germany
- 07** Achieved 1,000 cases of laparoscopic surgery for colorectal cancer



- 06** Training on hemorrhoid for doctors at the Singapore Colorectal Society
- 02** Training on hemorrhoid for doctors at the Taiwan Colorectal Society (2nd)

2015

- 12** Introduction and operation of high-resolution 128-channel CT of Siemens, Germany



- 10** Training on hemorrhoid for doctors at the Taiwan Colorectal Society (1st)
- 08** Surpassed 80,000 surgery mark for colorectal diseases
- 01** Designated as hospital specializing in colorectal area by the Ministry of Health and Welfare (2015.1.1 ~ 2017.12.31)

2014

- 12** Acquired Class 1 in evaluation of appropriateness of colorectal surgery in 2014 (Health Insurance Review & Assessment Service) in 2014

Received award as outstanding hospital for provision of kind medical services in 2014 (Medi-City Daegu Council)

- 04** Certification as a medical institution (valid until 2018.4.2.)

2013

- 04** Completion of construction of new hospital building (Existing: 8,819.414m², New: 3,127.22m², Total: 11,946.634m²)

2012

- 04** Commencement of construction of new hospital building (Colorectal Surgery Center, Digestive System Endoscopy Center and Comprehensive Medical Examination Center)

2011

- 11** Designated as hospital specializing in colorectal diseases by the Ministry of Health and Welfare (2011.11.1~2014.10.30)
- 04** Ranked the 1st in the Korean consumer satisfaction index by KSCI in 2011 (in surgery/colorectal section)

2010

- 07** Acquired A rating in 9 areas in the evaluation of medical institutions by the Ministry of Health and Welfare in 2009
- 04** Surpassed 800-case mark in colorectal cancer surgery and 200-case mark in laparoscopic surgery for colorectal cancer



INTRODUCTION TO THE MEDICAL STAFFS

Colorectal Surgery / General Surgery



Surgical specialist 1
Koo, Ja Il,
Director of hospital



Surgical specialist 2
Seo, Woo Seok,
Assistant director of medical
treatment




Surgical specialist 3
Jeong, Jin Sik,
Assistant director of medical
treatment



Surgical specialist 5
Song, Gi Hwan,
Assistant director of medical
treatment




Surgical specialist 6
Kim, Dong Sik,
General manager of medical
treatment



Surgical specialist 7
Kim, Sang Woo,
General manager of medical
treatment



Surgical specialist 8
Kwak, Dong Min,
Manager



Surgical specialist 9
Hwang, Jong Seong,
Manager



Surgical specialist 10
Kim, Hyeon Jin,
Manager



Surgical specialist 11
Park, Man Woo,
Manager



Surgical specialist 12
Jeon, Myeong Hoon,
Manager




Surgical specialist 13
Jeong, Pyeong An,
Manager




INTRODUCTION TO THE MEDICAL STAFFS

Breast/Thyroid Surgery



Thyroid/Breast surgery specialist 1
Jeon, Yeong San,
Manager




Thyroid/Breast surgery specialist 2
Lee, Je Hyeong,
Manager


Internal Medicine




Specialist in internal medicine 1
Oh, Hyeon A,
General manager of medical
treatment



Specialist in internal medicine 2
Park, Hyeon Gu,
Manager



Specialist in internal medicine 3
Yoon, Dae Yeong,
Manager



Specialist in internal medicine 5
Kim, Seong Joon,
Manager




Specialist in Internal Medicine 6
Kim, Dong Geun,
Manager




INTRODUCTION TO THE MEDICAL STAFFS

Anesthesiology Department



Anesthesiologist 1
Lee, Jae Hyeong,
Assistant director of medical
treatment




Anesthesiologist 2
Lee, Jae Yong,
Manager




Anesthesiologist 3
Lee, Joo Young,
Manager


Radiology Department



Radiologist
Park, Mi Ok,
Assistant director of medical
treatment



Radiologist 2
Kim, Gyeong Joo,
Manager




Radiologist 3
Park, Joon Beom,
Manager

Orthopedics Department




Specialist in orthopedics
Nam, Joon Mo, Manager



Specialist in neurosurgery
Park, Jong Soo, Manager


Neurosurgery Department



Specialist in gynecology and obstetrics
Ji, Hong Yeon, Manager

Gynecology and Obstetrics Department

Laboratory Medicine Department



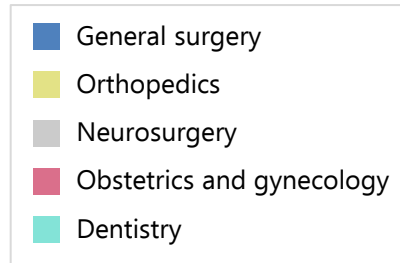
Specialist in laboratory medicine
Kim, Mi Hye, Manager



MEDICAL PERFORMANCES

Surgery performances for each medical department

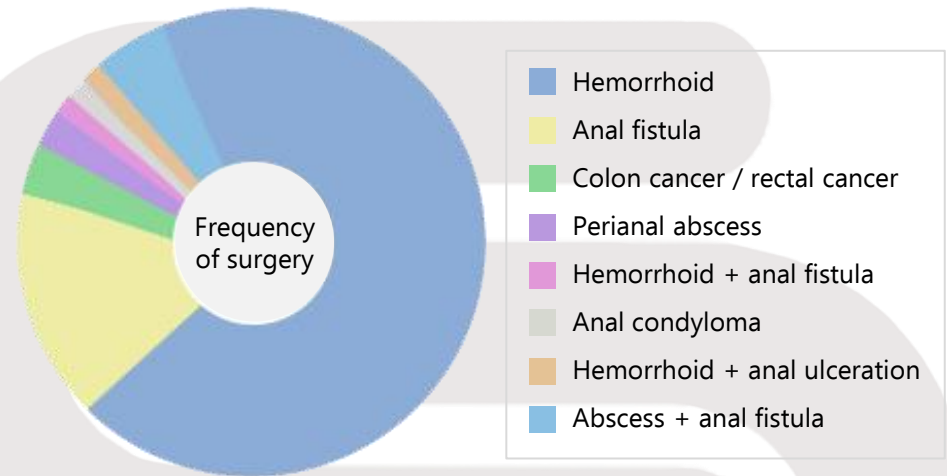
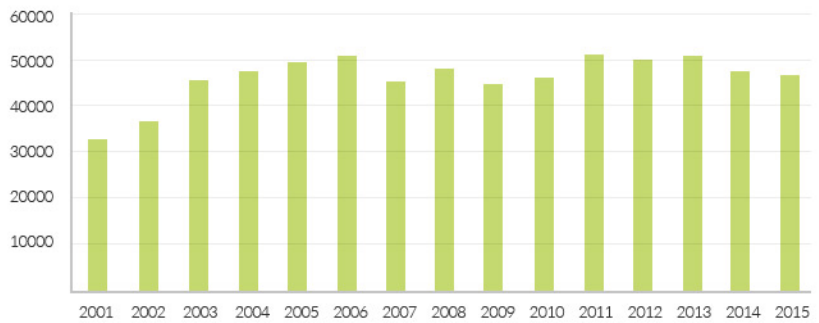
Koo Hospital has achieved growth in the number of surgeries performed by almost 1.4 times in comparison to that in early 2000's.



No. of colorectal surgery

Koo Hospital with 50,000 cases of surgeries

Our hospital can be trusted as illustrated by the number of colorectal surgeries performed that increased over the last 15 years from 30,000 cases to 50,000 cases at the present.



No. of gastro-colonoscopy

Over the last 15 years, the number of gastro-colonoscopy performed increased by almost 4 folds.



About Us


VIEW OF THE MAIN BUILDING

Have a bird's-eye-view of the facilities from 1st underground floor to the 8th floor.

Building A



Hospital lobby



Hospital administration



Orthopedic / Neurosurgery department



Radiology department



Cafe



VIEW OF THE MAIN BUILDING

Have a bird's-eye-view of the facilities from 1st underground floor to the 8th floor.

Building A



Internal medicine



Internal medicine



Gastroscopy center



Thyroid & Breast center



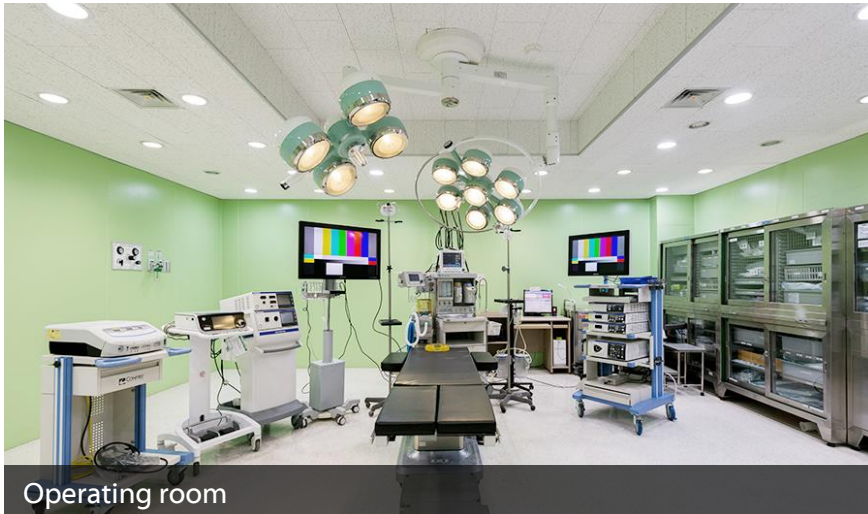
Adult disease & Cancer screening center



VIEW OF THE MAIN BUILDING

Have a bird's-eye-view of the facilities from 1st underground floor to the 8th floor.

Building A




Operating room



Single room A



VIP room



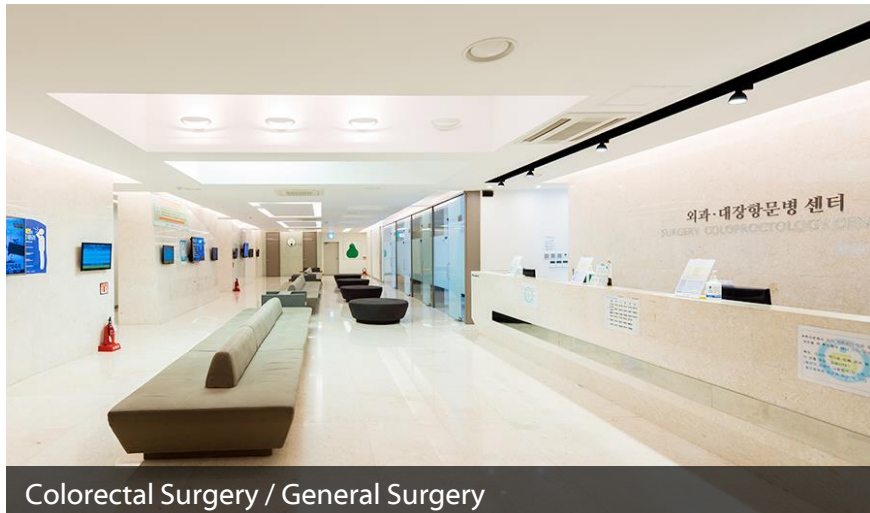

Single room B



VIEW OF THE MAIN BUILDING

Have a bird's-eye-view of the facilities from 1st underground floor to the 8th floor.

Building B



About Us

VIEW OF THE MAIN BUILDING

Have a bird's-eye-view of the facilities from 1st underground floor to the 8th floor.

Building B



Medical Departments

- Medical departments
- Departmental specialist



COLORECTAL DEPARTMENT / SURGERY DEPARTMENT

Colorectal Department

Colorectal Department is the representative medical department of Koo Hospital, which is the undisputed leading representative hospital specializing in the colorectal area in Korea. It has been providing high quality medical services to patients over the last 25 years. We are providing outstanding medical treatments on the basis of the latest medical knowledge and accumulated technologies on colon cancer, rectal cancer, hemorrhoid, anal fistula, anal ulceration, perirectal abscess, rectal prolapse, ulcerative colitis, irritable colitis, chronic constipation, pruritus ani, polyps.

In addition, we are putting in our utmost efforts to provide faster and more convenient medical services through our One-Stop Service, the unique special medical treatment system of Koo Hospital

Areas of treatments

Gastrointestinal surgery, hepatobiliary surgery, abdominal external injury surgery, oncology surgery, pediatric surgery and burns

Surgery Department

Surgery Department provides examination and treatment in the areas of gastrointestinal surgery, hepatobiliary surgery, abdominal external injury surgery, oncology surgery, pediatric surgery and burns, etc. Our medical staffs are always immersing themselves in researches in order to provide even better medical services by introspecting themselves prior to examining the health of patients. Now, you can consult with Koo Hospital surgical specialists of Koo Hospital for all your concerns on surgical disorders.

Areas of treatments

Colon cancer, rectal cancer, hemorrhoid, anal fistula, anal ulceration, perirectal abscess, rectal prolapse, ulcerative colitis, irritable colitis, chronic constipation, pruritus ani, polyps

*** Please call before your visit to hospital since treatment schedules can change depending on the situation of the department.**

Medical staffs

- *Surgical specialist 1* **Koo, Ja Il**, Director of hospital
- *Surgical specialist 2* **Seo, Woo Seok**, Assistant director of medical treatment
- *Surgical specialist 3* **Jeong, Jin Sik**, Assistant director of medical treatment
- *Surgical specialist 5* **Song, Gi Hwan**, Assistant director of medical treatment
- *Surgical specialist 6* **Kim, Dong Sik**, General manager of medical treatment
- *Surgical specialist 7* **Kim, Sang Woo**, General manager of medical treatment
- *Surgical specialist 8* **Kwak, Dong Min**, Manager
- *Surgical specialist 9* **Hwang, Jong Seong**, Manager
- *Surgical specialist 10* **Kim, Hyeon Jin**, Manager
- *Surgical specialist 11* **Park, Man Woo**, Manager
- *Surgical specialist 12* **Jeon, Myeong Hoon**, Manager
- *Surgical specialist 13* **Jeong, Pyeong An**, Manager



BREAST/THYROID SURGERY DEPARTMENT

Breast and Thyroid Surgery Department is in charge of treatment and management of diseases of thyroid gland and breast including breast cancer, thyroid cancer, mammotome excision, mammoplasty, test on thyroid function and endoscopic thyroid cancer excision. In particular, it is equipped with the system for the quickest and most convenient examinations and treatments without having to wait through our One-Stop Service for systemic execution of extensive range of medical services related to breast including early stage examination of breast cancer, and special test for prognostic factors and genetic factors for as well as surgery for breast cancer.

Areas of treatments

Treatment and management of diseases of thyroid gland and breast including thyroid cancer, breast cancer, mammotome excision, test on thyroid function and endoscopic thyroid cancer excision

*** Please call before your visit to hospital since treatment schedules can change depending on the situation of the department.**

Medical staffs

- *Thyroid/Breast surgery specialist 1* **Jeon, Yeong San**, Manager
- *Thyroid/Breast surgery specialist 2* **Lee, Je Hyeong**, Manager

*** Schedule for medical treatment can change depending on the situations at the medical department including surgery and participation in academic symposium by the physician. As such, please call ahead to check availability. (☎ +82 053-560-9186~7)**



Medical Departments

INTERNAL MEDICINE

Internal Medicine Department provides medical services in the diversified areas related to internal medicine including gastrointestinal diseases, hepatobiliary diseases, high blood pressure, arrhythmia, diabetes, endocrine diseases, metabolic bone disease, renal disease, irritable disorder of respiratory system, breathing difficulties, rheumatism and painless gastroscopy, etc.

We will strive to be at your side at all times not only with treatments rendered for the illness of our patients under clean, neat and pleasant facilities and environment but also with services that purifies even your emotional state of mind.

Areas of treatments

Gastrointestinal diseases, hepatobiliary diseases, high blood pressure, arrhythmia, diabetes, endocrine diseases, metabolic bone disease, renal disease, irritable disorder of respiratory system, breathing difficulties, rheumatism and painless gastroscopy

*** Please call before your visit to hospital since treatment schedules can change depending on the situation of the department.**

Medical staffs

- *Specialist in internal medicine 1* **Oh, Hyeon A**, General manager of medical treatment
- *Specialist in internal medicine 2* **Park, Hyeon Gu**, Manager
- *Specialist in internal medicine 3* **Yoon, Dae Yeong**, Manager
- *Specialist in internal medicine 5* **Kim, Seong Joon**, Manager
- *Specialist in Internal Medicine 6* **Kim, Dong Geun**, Manager



ANESTHESIA DEPARTMENT

Anesthesia Department is in charge of the core area of medicine including safety management of anesthesia in operating room for successful surgery on a diverse range of surgical diseases. We are ceaselessly pursuing researches to control the pain and heal the diseases of patients more effectively by managing operating and recovery rooms, and executing pain treatment.

*** Please call before your visit to hospital since treatment schedules can change depending on the situation of the department.**

Medical staffs

- *Anesthesiologist 1* **Lee, Jae Hyeong**, Assistant director of medical treatment
- *Anesthesiologist 2* **Lee, Jae Yong**, Manager
- *Anesthesiologist 3* **Lee, Joo Young**, Manager



RADIOLOGY DEPARTMENT

Radiology Department is implementing all radiological diagnosis methods, deciphering, special imaging and intervention procedures requested by each of our medical departments.

Special imaging (gastrointestinal angiography, colon angiography and mammography), ultrasonography, and rapid angiography techniques using MRI and CT enable much greater images and discrimination diagnosis for diseases of thoracic and abdominal organs.

In particular, introduction and operation of 3.0T MRI and 128 CH C.T of Siemens of Germany with outstanding performances and resolution is making marked contributions towards treatment of intractable diseases such as cancer as it is possible to make definitive diagnosis with more precise image deciphering.

*** Please call before your visit to hospital since treatment schedules can change depending on the situation of the department.**

Medical staffs

- *Radiologist 1* **Park, Mi Ok**, Assistant director of medical treatment
- *Radiologist 2* **Kim, Gyeong Joo**, Manager
- *Radiologist 3* **Park, Joon Beom**, Manager



ORTHOPEDICS

Medical specialists in Orthopedics Department are always putting in efforts to research, preserve, restore and improve the forms and functions of various parts of patient's body (limbs, spine and their appendages) from the perspectives of internal medicine, surgery and physical techniques. Orthopedics Department of Koo Hospital is providing high quality medical services by adopting innovative medical techniques for arthritis, fracture, arthroscopic surgery, artificial joints, hand injuries and diseases, pediatric orthopedics, sports injuries and senile joint diseases.

Areas of treatments

Arthritis, fracture, arthroscopic surgery, artificial joints, hand injuries and diseases, pediatric orthopedics, sports injuries and senile joint diseases

Degenerative arthritis of knee joint

Definition It is a degenerative disease that occurs for which pain and deformation manifest due to exposure of bone underneath the cartilage due to wearing out of the joint cartilage that wraps around the joint surface of bones and manifestation of inflammation in the synovium around the joint

Causes Aging, deformation of or damages to knee joint (semilunar cartilage damage, ligament damage and dislocation, etc.), obesity, infection and abnormality in the mechanical axis such as internal and external slab, etc.

Symptoms Pain, abnormal sound generate, edema of joint, restrictions in movement, difficulties in walking up and down stairs, and locking up of joint, etc.

It can be diagnosed by means of the past history of pain, simple radiological imaging, precision examination (MRI, etc.), blood test and joint fluid examination, etc.

1)Conservative treatment

-Reduce the impact on the knee through weight control,

-If there is substantial pain, administration of anti-inflammatory analgesic drug can assist with alleviation of pain,

-It is possible to alleviated the symptoms of and slow down the progress of degenerative arthritis by fortifying the joint cartilage through injection into glenoidal cavity (cartilage injection).

2) Surgical treatment

-Pain can be alleviated temporarily to certain extent through arthroscopic cleansing,

-If the patient is relatively young (less than 65 years) although the cartilage damage has progressed to certain extent, it is possible to execute treatment through micro-puncture and osteotomy of proximal tibia, which are surgical procedures to preserve the knee cartilage of the patient,

- Artificial knee replacement is implemented if the patient is too old and there is extensive cartilage damage.

In particular, it is possible to alleviate severe pain of knee joint, correction of deformation of legs into 'O' shape and increase the range of knee movements if there is stiffening of the knees through artificial joint replacement executed on aged persons with severe degenerative arthritis.

* **Time taken for outpatient anal fistula surgery patient can become slightly longer.**

* **Please call before your visit to hospital since treatment schedules can change depending on the situation of the department.**

* **Please call ahead for inquiries since medical examinations are difficult due to surgeries scheduled for Tuesdays and Thursdays.**

Medical staffs

- *Specialist in orthopedics* **Nam, Joon Mo**, Manager



NEUROSURGERY

Neurosurgery Department is in charge of surgical treatment of a diverse range of diseases that manifest in the nervous system of the body including brain, spinal cord, cerebral and spinal nerve, and peripheral nerve. Neurosurgery Department of Koo Hospital is assisting with recovery of the patients from headache, cerebral tumor, stroke, cerebral vascular and neural diseases, and slipped spinal discs by adopting the latest medical system for such treatment.

Areas of treatments

Headache, backache, general pain, cerebral tumor, stroke, sciatic neuralgia, cerebral vascular and neural diseases, and slipped spinal discs

*** Treatment at neurosurgery department can be concluded at 5PM depending on the situation of the department.**

*** Please call before your visit to hospital since treatment schedules can change depending on the situation of the department.**

Medical staffs

- *Specialist in neurosurgery* **Park, Jong Soo**, Manager



OBSTETRICS & GYNECOLOGY

Obstetrics & Gynecology Department is in charge of laparoscopic surgery, abnormal pregnancy, infertility, habitual abortion, illness prior to childbirth, diagnosis of congenital malformation, menopausal disorders, gynecologic cancer and early diagnosis of vaginal cancer. We are putting in efforts to maximize the diagnostic and treatment effects of various areas of gynecology and obstetrics on the basis of our extensive knowledge and experiences in oncology, reproduction medicine in charge of endocrine diseases and infertility, perinatology for abnormality in fetus and high-risk pregnancy, fetal medicine and genetics in charge of diagnosis and preventive treatment for fetal diseases and deformed fetus, gynecologic urology in charge of urinary incontinence, and other general areas of obstetrics and gynecology.

Areas of treatments

Abnormal pregnancy, infertility, habitual abortion, illness prior to childbirth, diagnosis of congenital malformation, menopausal disorders, gynecologic cancer, early diagnosis of vaginal cancer and laparoscopic surgery

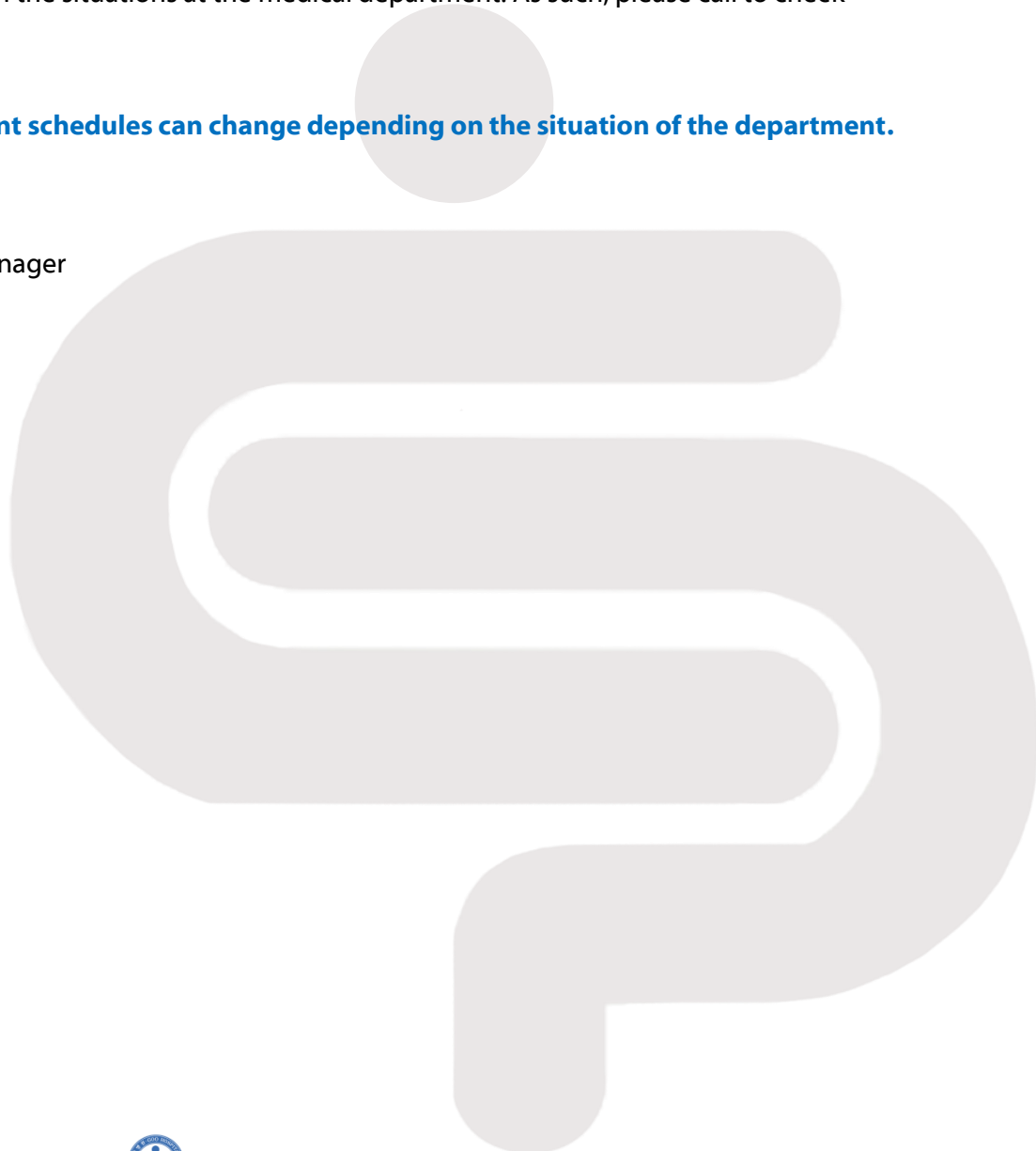
Schedule for medical treatment can change depending on the situations at the medical department. As such, please call to check availability before you visit the hospital.

*** Treatments are rendered up to 5PM on weekdays.**

*** Please call before your visit to hospital since treatment schedules can change depending on the situation of the department.**

Medical staffs

- *Specialist in gynecology and obstetrics* **Ji, Hong Yeon**, Manager



LABORATORY MEDICINE

Laboratory Medicine Department executes examination, chemical test, immune test, blood test, chromosome test, ECG test and arterial sclerosis test, etc. on test materials including blood, urine, expectorant and various bodily fluids collected from the patients to enable diagnosis, treatment and determination of prognosis of diseases.

We are continuously providing high quality medical services by introducing the latest testing equipment in order to enhance the accuracy of various tests that are helpful in diagnosis, treatment and determination of prognosis of diseases

*** Schedule for medical treatment can change depending on the situations at the medical department. As such, please call to check availability before you visit the hospital.**

Medical staffs

- Specialist in laboratory medicine **Kim, Mi Hye**, Manager



Special Centers

- Colorectal Center
- Colorectal Cancer Center
- Laparoscopic Surgery Clinic
- Inflammatory Enteropathy Center
- Digestive System Endoscopy Center
- Gastroenteric Disease Center
- Breast and Thyroid Center



COLORECTAL CENTER

The Anal Disease Clinic of Koo Hospital deals with hemorrhoids, anal fistula, anal ulceration, anorectal abscess, anorectal pain, pruritus ani and venereal disease of anus, etc. Moreover, we are putting in our utmost efforts to discern accompanied constipation, anal incontinence, dyschezia, rectal prolapse, inflammatory enteropathy, irritable colon syndrome and colorectal cancer, etc. and to treat them with little pain, no complications, no recurrence and ease of defecation at the time of surgery.

Customized hemorrhoidectomy [PPH circular stapler]



It is the format of pulling up by excising the anal mucous membrane and blocking the blood vessels that supply blood that are sagging above the anal dentiform line. It increases the recovery speed of the patient since it displays almost no recurrence and stenosis symptoms as well as bleeding after the surgery in comparison to the existing surgical method for hemorrhoids. In addition, with substantially shortened period of treatment, patient has to be hospitalized for less than 3 days and resume normal daily life routines within 1 week of discharge from hospital. Surgery is performed with consideration of the functions as well as the shape of anus after the surgery.

Koo Hospital has been continuously presenting PPH surgical technique we implemented since 2001 through various academic symposiums. Now, with its proven stability and efficiency, it is widely known as a universal hemorrhoidectomy technique and being recognized as an outstanding case by academic associations and societies at home and abroad.

Constipation, anal incontinence

Since chronic constipation and anal incontinence generates symptoms through composite actions of numerous causes, it is possible to obtain desirable results only if they are intensively treated by having pinpointed the accurate cause through examinations and tests by specialized medical staffs. We are providing better medical services and putting in efforts towards early detection of diseases and treatments without recurrence through the application of the unique One-Stop System of Koo Hospital.

Constipation and anal incontinence center concentrates on the treatment of chronic constipation, obstructive dyschezia, rectal prolapse, anal pain and rectocele, etc. arising from weakened pelvic floor muscles in the aging society. In the cases of obstructive constipation, rectocele, rectal prolapse, rectal intussusception and nonrelaxing puborectalis syndrome, etc., it is difficult to treat them only with drug therapy. There are situations that required biofeedback therapy or surgery. In the case of anal incontinence, sphincteroplasty or sacral nerve stimulation, etc. can be applied if preservative therapies such as high-dietary fiber and biofeedback therapies are not effective.

MR defecography

In comparison to the existing defecography that was implemented extensively on chronic functional constipation patients, MR defecography enables detailed observation of the actual movement of pelvis since it is possible to observe the pelvic floor and surrounding structures without exposure to radiation.

Rectocele

Koo Hospital purchases the latest version of 3.0T MR defecography from Siemens of Germany to treat pelvic floor disorders (rectocele, rectal prolapse and rectal intussusception, etc.) through accurate diagnosis by using videos take with MRI for the first time in Korea.



COLORECTAL CANCER CENTER

The Colorectal Cancer Center of Koo Hospital is a Class 1 Colorectal Cancer designated by the Health Insurance Review & Assessment Service.

The Colorectal Cancer Center of Koo Hospital executed 1,800 cases of Colorectal Cancer surgeries and 1,000 cases of laparoscopic surgeries. We have been implementing laparoscopic surgery to 95% of colorectal cancer surgeries since 2007.



Koo Hospital minimized the unnecessary tests by establishing One-Stop System that covers processes ranging from diagnosis to surgery and anticancer therapy for colorectal cancer, thereby enabling our patients to get hold of the results as quickly as possible since it is possible to decipher and explain the outcomes of the surgery on the same day. Through quick and definitive medical treatment system by the physician in charge, we continuously manage our patients from the stage of outpatient examination, test, surgery and hospitalization to follow-up management after discharge from hospital, treatment and surgery, etc. by making sure that patients can get in contact with the physician in charge at anytime and anywhere.

Treatment

Utilization of laparoscopic surgery, which is the surgical technique utilized by Koo Hospital

Management after the surgery

We are implementing anticancer therapy for prevention of recurrence after the surgery, and executing blood test at every 3-month interval, CT at 6-month interval and colonoscopy at 1-year interval over the 1st 2 years, and blood test and CT at every 6-month interval and colonoscopy at 1-year interval over the 3-year period thereafter for early detection of recurrence of cancer.



LAPAROSCOPIC SURGERY CLINIC

By using laparoscopic surgery of Koo Hospital characterized by quick recovery and low level of pain, we are striving to fully cure the disorders of our patients. We are executing laparoscopic surgery on more than 95% of colorectal cancer, prolapse, cholecystitis, epityphlitis and peritonitis by using the latest equipment. As a Center with permanent presence of surgeon for 24 hours throughout the day, we are setting the standards for colorectal hospitals through execution of safe and highly satisfactory surgeries.

Laparoscopic surgery



Laparoscopic surgery, which is the key aspect of surgery with minimization of the size of incision made, is conducted by using elongated surgical device manufactured for laparoscopy while watching the monitor after having inserted the port used as the channel for insertion of the surgical device in the abdominal wall of the patient without making incision in the abdomen. Accordingly, surgery is conducted by making 4~5 small holes with diameter of 5~10mm, that is, size of ballpoint pen. Currently, laparoscopic surgery can be applied not only for benign disorders of gastrointestinal tract (appendicitis, Crohn's disease, ulcerative colitis, rectal prolapse and diverticulitis, etc.) but also chronic disorders and colorectal cancer, etc. It can also be applied to various other abdominal disorders (cholecystitis and gallstone). Its foremost advantages include little amount of bleeding during surgery, small amount of scar, quick recovery and low level of pain, thereby enabling patients to be discharged earlier.



INFLAMMATORY ENTEROPATHY CENTER

The Inflammatory Enteropathy Center of Koo Hospital has treated large number of ulcerative colitis patients and, in particular, we are treating patients with Crohn's disease and the ensuing anal fistula by using perfect surgical technique and biological formulae (Remicade and Humira).

Colonoscopy

It is the most important test in diagnosis of inflammatory enteropathy because it enables distinction of disorders that are different from Crohn's disease in accordance with the shape and location of the enteritis or ulcer by directly viewing the inner aspects of the colon visually. Recently, enteroscopy (test method for direct observation and biopsy on small intestinal in the same way as colonoscopy) or capsule endoscopy (test method for confirmation of presence of abnormality by deciphering the images taken by pill-shaped miniaturized camera that passes through the small intestine) is also used.

CT/ MRI

It is useful in checking the status of inflammation or stenosis that manifested in the entire small intestine, and overall status of abdomen other than small intestine.

In addition, it is very useful in confirming the presence of abscess and fistula in peritoneal cavity manifested due to complications. Abdominal CT or MRI is taken to view the areas close to anus more closely.

Treatment methods

The goals of treatment of ulcerative colitis include maintenance of remission while minimizing the use of 'corticosteroid' used as treatment drug and treating of mucous membrane for the treatment of the endoscopic lesion. However, there is no treatment method that can be applied equally to all patients and approach method differs depending on individuals. In general, it includes drug therapy (general inflammation palliative drug, immune suppressant and biological treatment formula), surgical therapy and nutritional therapy.

DIGESTIVE SYSTEM ENDOSCOPY CENTER

Koo Hospital, by introducing endoscopic devices with the foremost leading functions along with our 16 colonoscopy specialists and 5 gastroscopy specialists, meticulously examine even the minutest lesions through HD-class high resolution monitor screen. Polyps detected at the time of examination through the One-Stop Endoscopy System are excised immediately to minimize the inconveniences and cumbersomeness experienced by the patients. These are implemented under conscious sedation and patients can undergo examination more safely since blood oxygen concentration and heartbeat are monitored throughout the examination.

System that enables removal of polyps and biopsy on the same day

Since polyps can progress into colorectal cancer if left unattended, it must be removed if detected during endoscopic examination. Moreover, it is advisable to undergo colonoscopy examination on regular basis if polyps were detected.



GASTROENTERIC DISEASE CENTER

Gastroenterology Department of Koo Hospital is implementing specialized diagnosis and treatment for various disorders that manifest in internal organs including esophagus, stomach, duodenum, large intestine, hepatobiliary tract and pancreas that accounts for the highest frequencies among diseases of internal medicine. It is possible to detect disorders and immediately treat in early stage through close and prompt collaborative medical treatment between internal medicine and surgery departments.

Medical field

Gastritis, reflux esophagitis, functional indigestion, peptic ulcer, acute enteritis, irritable bowel syndrome

BREAST AND THYROID CENTER

The Thyroid and Breast Center of Koo Hospital is providing accurate diagnosis and treatment by have equipped itself with the most advanced digital mammogram, breast ultrasonography and mammotome. It has surpassed 1,000-thyroid surgery mark by the end of 2016.



Comprehensive Medical Examination Center

- Comprehensive medical examination
- Noted items




COMPREHENSIVE MEDICAL EXAMINATION



Koo Hospital shall safeguard your health and happiness.

Koo Hospital provides customized health check-up for corporate staffs and executives (groups) and special health check-ups for teachers and public servants.

 Inquiries on medical check-up (5th Fl. in the new bldg..) +82 053) 560 - **9111, 9112, 9117, 9118**

1) Basic comprehensive medical check-up at Koo Hospital

Basic test	Hepatitis test	Diabetes test
Doctor's examination (past history and medical interview) Physical measurements (height, weight and obesity) Body composition test (body fat, body mass and abdominal obesity)	Type B hepatitis antigen Type B hepatitis antibody Type C hepatitis antibody Type A hepatitis test	Fasting blood sugar (FBS) level Glycated hemoglobin (HbA1C)
Respiratory system test	Liver function test	Immune test
Pulmonary function test Direct thoracic X-ray	Total protein Albumin A/G Ratio Total bilirubin Direct bilirubin Serum GOT (S-GOT) Serum GPT (S-GPT) Gamma GTP (r-GTP) Alkaline phosphoric enzyme (ALP)	Syphilis response test (VDRL (quantitative)) Sensitized red cell agglutination of syphilis (TPHA) Rheumatic factor (RA factor) C-reactive protein (CRP) Acquired immune deficiency syndrome (HIV)
Hearing test	Pancreatic function test	Gout test
Precision hearing test (presence of difficulties in hearing)	Amylase	Uric acid



COMPREHENSIVE MEDICAL EXAMINATION

1) Basic comprehensive medical check-up at Koo Hospital

Ophthalmic test	Tumor marker test	Thyroid hormone test
Eyesight test Intraocular pressure test (cataract, glaucoma) Fundus oculi test (hypertensive and diabetic retinal degeneration, glaucoma)	CEA AFP CA 19-9 CA125 (female) PSA (male)	T3 Free T4 TSH
Digestive system test	Blood typing	Renal function test
(Conscious sedation) gastroscopy test Upper abdominal ultrasonography Stool test (parasites and occult blood test) Lower abdomen radiographic test	ABO Type RH Type	Blood uric nitrogen (BUN) Creatinine
Circulation system test	Cardiovascular lipid test	Parathyroid electrolyte test
Blood pressure Heartbeat Electrocardiogram (EKG)	Total cholesterol (T-Cholesterol) High density cholesterol (HDL-Cholesterol) Low density cholesterol (LDL-Cholesterol) Triglyceride Creatinine phosphatase (CPK) Lactic acid dehydrogenase (LDH)	Phosphate (P) Calcium (Ca) Sodium (Na) Potassium (K) Chlorine (Cl)
Gynecologic test (female)	General blood test	Urine test
Breast X-ray Uterine cytodiagnosis test Osteoporosis test Utero-ovarian ultrasonography	White blood cell count (WBC) Red blood cell count (RBC) Hematocrit MCV MCH MCHC Platelet Lymphocyte Neutrophil Monocytes Basophil RDW,PDW,MPV ESR	Ph Specific gravity (S-G) Nitrite Urine protein Urine glucose Ketone Urobilinogen Bilirubin Urine occult Blood Leukocyte White blood cell count (WBC) Red blood cell count (RBC) Epithelial cell Circumference (Cast) Urine crystal



COMPREHENSIVE MEDICAL EXAMINATION

2) Colon Plus Medical Check-up



Conscious sedation colonoscopy
Biopsy and polyps excision costs are extra

3) VIP Medical Check-up



Conscious sedation colonoscopy
(Biopsy and polyps excision costs are extra)

Special ultrasonography
(Male: Thyroid, Abdominal prostate and carotid artery)
(Female: Thyroid, Carotid artery, Breast ultrasonography, Uterocervical enlargement imaging)

CT (Choose 1 of thorax, neck and lumbar area)

Brain MRI

Brain MRA (Cerebrovascular CT if needed)



COMPREHENSIVE MEDICAL EXAMINATION

4) Customized Medical Check-up



Examination of lung cancer

Low-dose pulmonary CT, expectorant test, additional thoracic X-ray test, NSE

Precision examination of brain

Carotid artery ultrasonography, brain MRI, brain MRA (Cerebrovascular CT if needed)

Precision examination of digestive system

Conscious sedation colonoscopy (Biopsy and polyps excision costs are extra), abdominal CT (Use contrast medium)

Precision cancer examination

Conscious sedation colonoscopy (Biopsy and polyps excision costs are extra)

Examination of lung cancer (Low-dose pulmonary CT, Expectorant test, Additional thoracic X-ray test, NSE)

Male: Thyroid ultrasonography, abdominal prostate ultrasonography

Female: Thyroid ultrasonography, Breast ultrasonography, Uterocervical enlargement imaging

5) Medical Check-up for to be married couple



Male

Thyroid ultrasonography

Female

Thyroid ultrasonography, breast ultrasonography, uterocervical enlargement imaging, female hormone test, rubella antibody test



COMPREHENSIVE MEDICAL EXAMINATION





Additional Medical Check-up Items

Medical Check-up Items	Relevant Disease
Colonoscopy	Colon cancer, rectal cancer, colon polyps and inflammatory diseases of colon (cost of biopsy to be paid by the patient and cost of polyps excision is extra)
Conscious sedation gastroscopy	Inflammation, ulcer and malignant tumor in stomach, esophagus and duodenum
General gastroscopy	Inflammation, ulcer and malignant tumor in stomach, esophagus and duodenum
Cardiac CT	Evaluation of stenosis of coronary artery, vascular calcification test (contrast medium is not used)
Head CT	Cranial fracture and cerebral bleeding, etc. (contrast medium is not used)
Thoracic CT	Lung cancer and other thoracic disease (contrast medium is not used)
Brain MRI	Brain tumor, inflammatory diseases, congenital disorders and degenerative disorders
Brain MRA	Cerebral disorders such as cerebral aneurysm, cerebral infarction, cerebral bleeding, etc.
Cervical vertebral MRI	Disorders of vertebral discs and spinal stenosis, etc.
Lumbar vertebral MRI	Disorders of vertebral discs and spinal stenosis, etc.
Breast ultrasonography	Breast cancer, mastitis, etc.
Ovarian ultrasonography	Uterine and ovarian disorders
Uterocervical enlargement imaging	Uterocervical cancer
Thyroid ultrasonography	Thyroid cancer, thyroiditis, etc.
Upper abdomen ultrasonography	Liver, gall bladder, renal, spleen and pancreatic test
Prostate ultrasonography	Prostatitis and enlarged prostate, etc.
Carotid arterial ultrasonography	Evaluation of the risk of arteriosclerosis and assess possibility of stroke
Bone density test	Reduction in bone mass, osteoporosis



NOTED ITEMS





Issues to be notes at the time of comprehensive medical check-up

 <p>Fasting</p>	<ul style="list-style-type: none"> • Have light dinner before 7PM on the day before the check-up and do not eat anything after 9PM thereafter (water, gum, cigarette and coffee, etc.). • Those undergoing colonoscopy test need to abide by other precautions given.
 <p>Drugs being taken</p>	<ul style="list-style-type: none"> • On the day of medical check-up, take hypertensive drug 2~3 hours prior to the test on the day with small quantity of water. • Those taking diabetic drug should refrain from insulin injection or drug administration on the day of the medical check-up. • Those who made reservation for colonoscopy must stop taking drugs aimed at purifying blood such as blood circulation drug and antithrombotic drug 7 days from the test. (Decide whether to stop taking drug after consultation with your doctor) • Those taking immune suppressant should consult your doctor whether to undergo endoscopic examination or not.
 <p>Stool test</p>	<ul style="list-style-type: none"> • Patient undergoing colonoscopy test needs to collect feces before taking purgative for colonoscopy. • Patients in menstruation period need to take precaution to avoid blood getting mixed with feces.
 <p>Miscellaneous</p>	<ul style="list-style-type: none"> • Bring your medical questionnaire, feces collection container, and eyeglasses and contact lens that you usually were. • Refrain from excessive drinking, work and intensive exercise 2~3 days prior to the medical check-up. • Refrain from bringing valuables and children to the hospital. • Remove denture at the time of gastroscopy in advance and inform the medical staff if there are any unstable teeth or if you are undergoing dental treatments. • Please inform the medical staff if you are unmarried, pregnant or have possibility of pregnancy. • Those in menstruation period should undergo uterocervical cancer test 3~7 after completion of menstruation. • Please have guardian to accompany you if you are undergoing conscious sedation endoscopy and refrain from driving on the day. • Those undergoing colonoscopy test need to abide by other precautions given.



NOTED ITEMS

Precautions at the time of health check-up under the plans of National Health Insurance Corporation

 <p>Fasting</p>	<ul style="list-style-type: none"> • Have light dinner before 7PM on the day before the check-up and do not eat anything after 9PM thereafter (water, gum, cigarette and coffee, etc.).
 <p>Drugs being taken</p>	<ul style="list-style-type: none"> • On the day of medical check-up, take hypertensive drug 2~3 hours prior to the test on the day with small quantity of water. • Those taking diabetic drug should refrain from insulin injection or drug administration on the day of the medical check-up. • Those who made reservation for colonoscopy must stop taking drugs aimed at purifying blood such as blood circulation drug and antithrombotic drug 7 days from the test. (Decide whether to stop taking drug after consultation with your doctor) • Those taking immune suppressant should consult your doctor whether to undergo endoscopic examination or not.
 <p>Stool test</p>	<ul style="list-style-type: none"> • Patients over the age of 50 undergoing colon cancer medical check-up only needs to bring small quantity of feces. • Patient undergoing colonoscopy test needs to collect feces before taking purgative for colonoscopy. • Patients in menstruation period needs to take precaution to avoid blood getting mixed with feces.
 <p>Miscellaneous</p>	<ul style="list-style-type: none"> • Refrain from excessive drinking, work and intensive exercise 2~3 days prior to the medical check-up. • Refrain from bringing valuables and children to the hospital. • Remove denture at the time of gastroscopy in advance and inform the medical staff if there are any unstable teeth or if you are undergoing dental treatments. • Please inform the medical staff if you are unmarried, pregnant or have possibility of pregnancy. • Those in menstruation period should undergo uterocervical cancer test 3~7 after completion of menstruation. • Please have guardian to accompany you if you are undergoing conscious sedation endoscopy and refrain from driving on the day. • In the event of duplicate medical check-up of National Health Insurance Corporation, you need to pay for the cost of additional medical check-up. • Those undergoing colonoscopy test need to abide by other precautions given.



NOTED ITEMS

Q & A for medical check-up

1. How long will medical check-up take?

It differs depending on the type and presence of additional test for the medical check-up.

In the case of comprehensive medical check-up, it normally takes 3~4 hours and medical check-up of National Health Insurance Corporation can take anywhere between 30 minutes to 4 hours.

2. If I take colonoscopy test, can stool test be exempted?

Stool test involves occult blood test and parasite test.

If you are found positive in the occult blood test, colonoscopy will be executed as the secondary test. You can take anthelmintic once a year and be exempted from stool test.

3. Can I still undergo comprehensive medical check-up although I have possibility of pregnancy?

Test cannot be conducted if you are pregnant or have possibility of being pregnant. As such, check pregnancy prior to the test.

If it is unavoidable to undergo medical check-up, you cannot undergo conscious sedation endoscopy and radiologic test.

4. How is endoscope sterilized?

We have furnished 1:1 disinfection device for colon-endoscope and gastro-endoscope to exhaustively execute sterilization in compliance with the standards for sterilization of endoscopes.

5. Can tests be conducted even if I am in menstruation period?

Although all medical check-ups can be conducted with the exclusion of urine test, and obstetrics & gynecology tests, it is advisable that you undergo medical check-up after the completion of menstruation if possible.

If you undergo medical check-up during menstruation period, undergo urine test, and obstetrics & gynecology test 3~7 days after the completion of menstruation by making reservation again.

6. When can I get the results of the medical check-up?

In the case of comprehensive medical check-up, it would take about 7~ 10 days and results will be sent to you via registered mail.

In the case of health check-up under the plans of National Health Insurance Corporation, results will be mailed to you via general postage mail within 15 days of completion of the check-up.

After having received the results, you can undergo consultation on the results by visiting the hospital at your convenient time. If you need to undergo treatment, we will call you prior to mailing the results to you.

7. Can the cost of the comprehensive medical check-up be paid personally?

Since the comprehensive medical check-up is for the purpose of prevention, payment of cost incurred by individuals is not possible. Please be noted when making reservation. If you wish to undergo tests by paying the costs yourself, undergo test after outpatient examination.

8. Can I take medical check-up even if I have common cold?

Endoscopy Center of our hospital is equipped with system to cope with emergency situations that can occur during endoscopy test.

However, since breathing difficulty can occur due to coughing and phlegm during conscious sedation endoscopy test and cold symptoms can become aggravated. Therefore, it would be advisable to undergo medical check-up after having treated your cold first. If it is unavoidable, test will be conducted by using general endoscopy in principle, and whether conscious sedation endoscopy can be conducted will be determined after medical interview by our specialist on the day.



NOTED ITEMS

Q & A for medical check-up

9. Can medical check-up be done in the afternoon?

It can be done after 1:30PM. You need to fast from midnight on the day before to the time of medical check-up. If you are undergoing colonoscopy, please abide by the separate precautions provided.

10. I am currently taking anti-hypertension drug and diabetic drug. What do I do with these drugs at the time of medical check-up?

Take anti-hypertension drug 2~3 hours prior to the test with small quantity of water on the day of medical check-up. Those taking diabetic drug should refrain from insulin injection or drug administration on the day of the medical check-up. Those who made reservation for colonoscopy must stop taking drugs aimed at purifying blood such as blood circulation drug and antithrombotic drug 7 days from the test. (Decide whether to stop taking drug after consultation with your doctor)

11. Can a person aged 75 years undergo gastroscopy and colonoscopy simultaneously?

In the case of medical check-up for aged, it is necessary to check the state of health, presence of diseases, drugs being administered and past history of surgeries by visiting our hospital prior to the medical check-up in order to determine whether the patient can undergo medical check-up. If you have drug you are taking, please bring it and visit the hospital with your guardian to make reservation for medical check-up.

12. How do I make reservation for health check-up under the plans of National Health Insurance Corporation?

In the case of medical check-up under the plans of National Health Insurance Corporation, it is not subjected to reservation system of our hospital. As such, fast from 9PM on the day before the test and come to the Adult Disease and Cancer Treatment Center on the 2nd floor of the main building of our hospital by 8:20Am on the day of medical check-up and get your number on the waiting list. You will then undergo check-up in the order of the number you are given.

13. Does the health check-up under the plans of National Health Insurance Corporation for colon cancer be conducted by using colonoscopy?

Stool test (for presence of occult blood in feces) is executed first for the colon cancer medical check-up. If you are found positive for occult blood in feces, you will undergo colon angiography or colonoscopy as the secondary precision medical check-up. (In the event of executing colonoscopy test as the secondary medical check-up, you need to pay for conscious sedation colonoscopy.)

14. How can I add other tests to health check-up under the plans of National Health Insurance Corporation?

If you wish to undergo colonoscopy and gastroscopy under the plans of National Health Insurance Corporation simultaneously, make reservation for colonoscopy after examination at the Internal Medicine Department or Surgery Department to undergo colonoscopy on the same date you reserved for the gastroscopy under the plans of National Health Insurance Corporation.

You can apply for abdominal ultrasonography test on the day of medical check-up at the Adult Disease and Cancer Treatment Center. In this case, application of actual cost is not allowed.

If you want application of the actual cost, you can undergo the test after medical examination at Internal Medicine Department on the same day. Other tests such as thyroid test, breast ultrasonography and gynecology test, etc. can be executed after the medical examination. (However, if you wish to undergo additional test, waiting time can become quite long.)

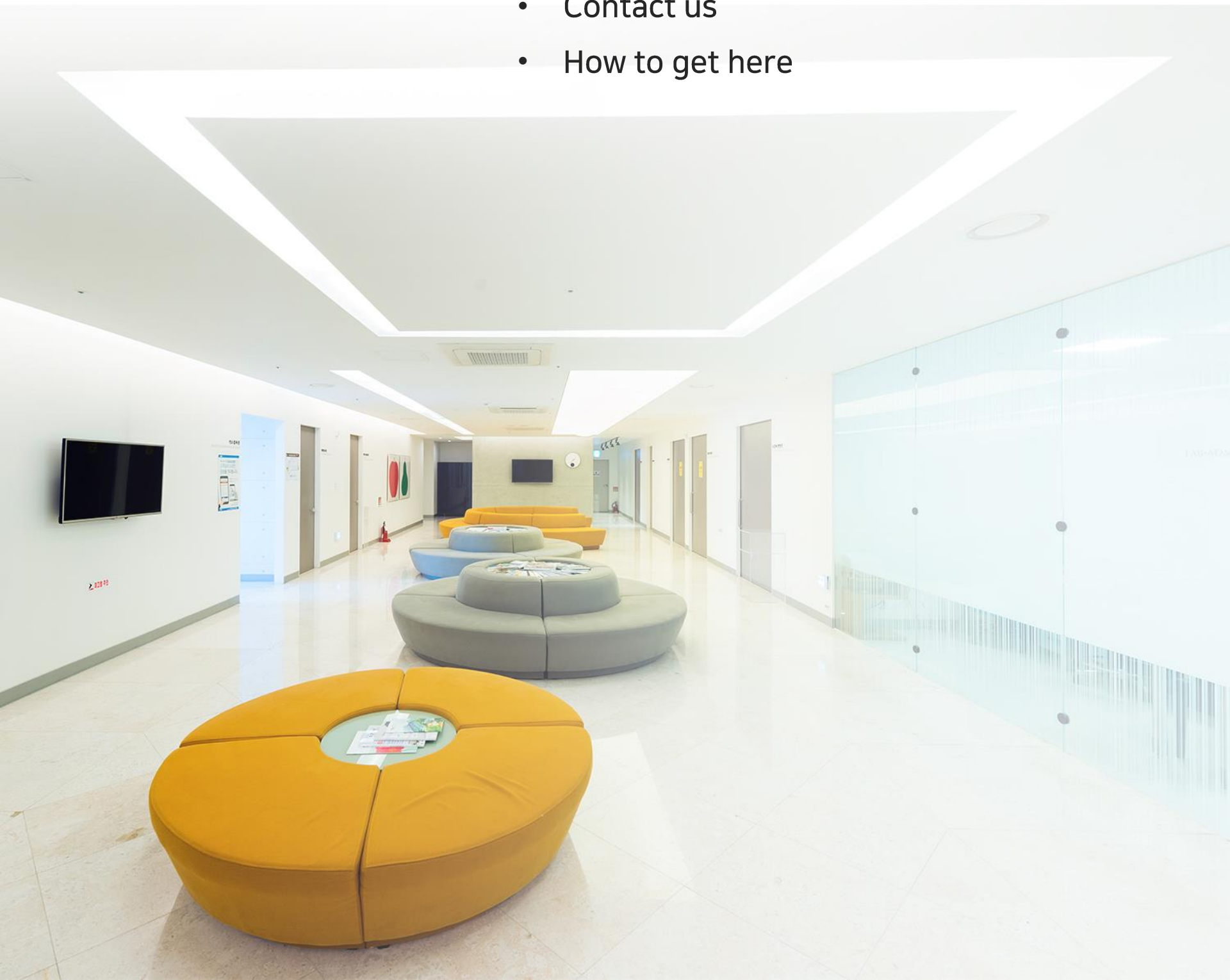
15. What do I do about the health check-up under the plans of National Health Insurance Corporation that I failed to undergo last year?

Call the Call Center of National Health Insurance Corporation (1577-1000) for registration as a subject of health check-up to undergo medical check-up this year.



Patient & Visitor Information

- [Contact us](#)
- [How to get here](#)



Patient & Visitor Information

CONTACT US

Reception time for outpatients

Weekdays

AM 08:30 ~ PM 05:00

Saturday

AM 08:30 ~ PM 12:30

Lunch

AM 12:30 ~ PM 01:30

Medical treatment time for outpatients

Weekdays

AM 09:00 ~ PM 05:30

Saturday

AM 09:00 ~ PM 01:00

Lunch

AM 12:30 ~ PM 01:30

Treatment schedules can change due to situations including treatments, rounding by the doctors, emergency surgery and participation in academic symposium, etc.

Emergency room treatment / Emergency patients can be examined and treated throughout 24 hours regardless of Sunday and holidays.

Key Medical Departments and Tel. No.

Departments	Direct No.	Departments	Direct No.
Administration	+82 053-560-9071~9078	Comprehensive Medical Examination Center	+82 053-560-9111
Center for Health check-up under the plans of National Health Insurance Corporation	+82 053-560-9108	Colorectal Surgery / General Surgery	+82 053-560-9120
Gastrointestinal Endoscopy Center	+82 053-560-9181	Internal Medicine	+82 053-560-9173
Breast & Thyroid Center	+82 053-560-9186	Orthopedics	+82 053-560-9130
Neurosurgery	+82 053-560-9140	Obstetrics & Gynecology	+82 053-560-9160
Emergency Room	+82 053-557-7119	General Affairs	+82 053-560-9023
Fax	+82 053-560-9090	International center	koohospital@gmail.com



Consultation and Reservation **+82 053-560-9114**



Patient & Visitor Information

HOW TO GET HERE

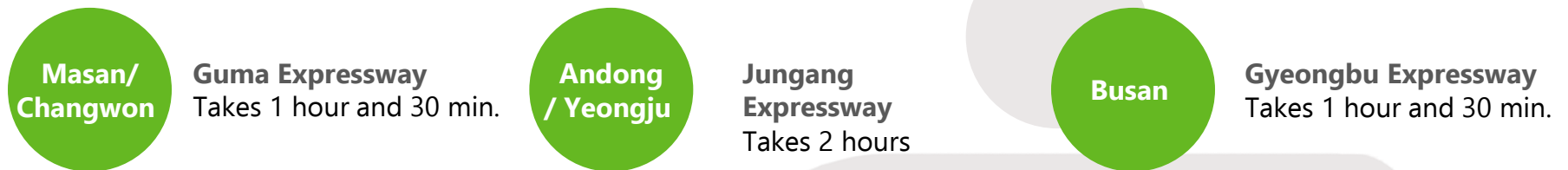


By Car

Address: #141 Gamsambul-gil (#139-2 Gamsam-dong), Dalseo-gu, Daegu

Anticipated time of travel: 1 hour from Daegu Airport | 30 minutes from Daegu Station | 5 minutes from Seodaegu IC |
1 hour from Dongdaegu Station | 25 minutes from Banwoldang | 10 minutes from Namdaegu IC

Expressway



Subway



Bus

Blue Blue Bus

405 | 425 | 503 | 509 (towards Sora Apartment) | 509 (Towards Sora Apartment) |
509 (Towards Yeungnam University) | 509 (Towards Yeungnam University) | 527

Green Green Bus

Seongseo 2 (Deacheon-Dasa-Daepyeong-Dasa-Seomun Market)
Seongseo 2 (Deacheon-Dasa-Hasansmugi-Dasa-Seomun Market)
Seongseo 2 (Seomun Market-Dasa-Daepyeong-Dasa-Deacheon)
Seongseo 2 (Seomun Market-Dasa-Hasansmugi-Dasa-Deacheon)

City Express city bus

Daegu-Gwangyeong-Doheung-Waegwan (Northern Daegu, Bangogae, Gwangyeong, Doheung, Waegwan)
Daegu-Yongam-Seongju (Northern Daegu, Bangogae, Sangshin, Whamuki)
Daegu-Yongam-Seongju (Northern Daegu, Bangogae, Junggeo)
Seongju-Yongam-Daegu (Junggeo, Gyesang, Yongamchak, Gwangyeong, Bangogae, Northern Daegu)
Seongju-Yongam-Daegu (Junggeo, Deokpyeong, Yongam, Gwangyeong, Bangogae, Northern Daegu)
Seongju-Yongam-Daegu (Junggeo, Yongam, Gwangyeong, Bangogae, Northern Daegu)
Seongju-Yongam-Daegu (Whamuki, Sangshin, Yongam, Gwangyeong, Bangogae, Northern Daegu)
Waegwan-Doheung-Gwangyeong-Daegu (Waegwan, Doheung, Gwangyeong, Bangogae, Northern Daegu)

